

# PONY CLUB POLO DRESS AND SADDLERY RULES

Taken from *The Pony Club Polo Rule Book 2018*



## PLAYERS DRESS

a) General - At tournaments all players must wear team shirts with numbers and the sponsors logo, white breeches/white jeans, kneepads and proper riding boots (leather or rubber).

b) Footwear - **Only standard riding or jodhpur boots with a well defined square cut heel may be worn. Plain black or brown half chaps may be worn with jodhpur boots of the same colour. Tassels and fringes are not allowed. No other footwear will be permitted, including wellington boots, yard boots, country boots, "muckers" or trainers.**

**Boots with interlocking treads are not permitted, nor are the boots or treads individually.**






**Stirrups should be of the correct size to suit the riders boots (see the Stirrup rule). Laces on boots must be taped for Mounted Games only**

c) Kneepads - Players in all Sections, other than HX and JOR, must wear kneepads. It is recommended that HX and JOR players do as well, but it is not compulsory.

d) Shirts - A register of team colours for Pony Club Polo is kept at the Pony Club office. Teams wishing to change or select colours should apply to the Pony Club office. In the event of a clash of colours in a match the team to change shirts will be the one lower in the draw (as per HPA rules).

e) Hats - It is mandatory for all Members to wear a protective helmet at all times when mounted with a chinstrap fastened and adjusted so as to prevent movement of the hat in the event of a fall. This rule defines the quality of manufacture that is required. The individual Sports also have additional requirements with regard to colour and type. It is strongly recommended that second hand hats are not purchased.

The hat standards accepted are detailed in the table below:

Hat Standard	Safety Mark	Permitted activities:
PAS 015:1998 or 2011* with BSI Kitemark		All activities
VG1 with BSI Kitemark		All activities
Snell E2001* <b>onwards</b> with the official Snell label and number		All activities
ASTM-F1163 2004a <b>onwards</b> with the SEI mark		All activities
AS/NZS 3838 2006 <b>onwards</b>		All activities

- For cross-country riding (over 80cm) including Eventing, Tetrathlon, Horse Trials, Pony Racing (whether it be tests, rallies, competition or training) and Mounted Games competitions, a jockey

skull cap must be worn with no fixed peak, peak type extensions or noticeable protuberances above the eyes or to the front, and should have an even round or elliptical shape with a smooth or slightly abrasive surface, having no peak or peak type extensions. Noticeable protuberances above the eyes or to the front not greater than 5mm, smooth and rounded in nature are permitted. A removable hat cover with a light flexible peak may be used if required.

- **It is strongly recommended that a jockey skull cap is worn for cross-country riding over lower fences (less than 80cm) as there is research evidence that a fall onto the fixed peak can result in an over extension of the neck backwards with the potential for serious injury.**
- No recording device is permitted (e.g. hat cameras) as they may have a negative effect on the performance of the hat in the event of a fall.
- The fit of the hat and the adjustment of the harness are as crucial as the quality. Members are advised to try several makes to find the best fit. The hat should not move on the head when the head is tipped forward. **Most helmet manufacturers recommend you visit a qualified BETA (British Equestrian Trade Association) fitter.**
- Hats must be replaced after a severe impact as subsequent protection will be significantly reduced. Hats deteriorate with age and should be replaced after three to five years depending upon the amount of use.
- Hats, must be worn at all times (including at prize-giving) when mounted with a chinstrap fastened and adjusted so as to prevent movement of the hat in the event of a fall.
- For Show Jumping and Mounted Games the cover, if applicable, shall be dark blue, black or brown only.
- For Dressage, hats and hat covers must be predominately black, navy blue or a conservative dark colour that matches the rider's jacket for Area competitions or above. The Pony Club Hat silk is also acceptable.
- The Official Steward / Organiser may, at his discretion, eliminate a competitor riding in the area of the competition without a hat or with the chinstrap unfastened or with a hat that does not comply with these standards.

### **Hat Checks and Tagging**

The District Commissioner will appoint two Branch Officials (one of whom may be the District Commissioner), who are familiar with The Pony Club hat rule, to carry out hat checks and tag each hat that complies with the requirements with an **aquamarine** Pony Club, British Eventing (BE) or **British Riding Club (BRC)** hat tag. Linked Centre Members' hats may also be tagged by Centre Proprietors and Regional Co-ordinators. Hats fitted with an **aquamarine** Pony Club, British Eventing (BE) or **British Riding Club (BRC)** hat tag will not need to be checked on subsequent occasions. However, the Pony Club reserves the right to randomly spot check any hat regardless of whether it is already tagged.

Pony Club (**Aquamarine**) hat tags are available to purchase from The Pony Club Online Shop.

Tags may only be fitted by one of the two appointed Branch Officials, Area Representatives, the Health & Safety Committee Chairman, Centre Proprietors or Centre Co-ordinators after they have personally checked the hat.

Tagging indicates that a hat meets the accepted standards, NO check of the fit and condition of the hat is implied. It is considered to be the responsibility of the Member's parent(s) / guardian(s) to ensure that their hat complies with the required standards and is tagged before they go to any Pony Club event. Also, they are responsible for ensuring that the manufacturer's guidelines with regard to fit and replacement are followed.

Please note that NO PLAYER will be allowed onto a Polo ground or into a training session with a hat which has not been tagged. Any players without a tagged hat will be sent off the field immediately and their Branch Manager informed. There is not always a person qualified to tag hats at Pony Club Polo tournaments and training sessions, so the onus is on Branch Managers to ensure that hats have been tagged before tournaments start.

f) Hair - In the interest of safety, long hair is to be secured appropriately.

g) Spurs - **May be worn at Rallies and other events. Any misuse of spurs will be reported to the DC/Centre Proprietor, Area Representative and Training Chairman, any reported riders will be recorded and monitored.**

Sharp spurs are not permitted. Only blunt spurs, without rowels or sharp edges, and spurs that have a smooth rotating ball on the shank may be worn. If the spurs are curved, the curve must be downwards and the shank must point straight to the back and not exceed 3.5cm in length. The measurement is taken from the heel of the boot to the end of the shank. **No spurs are allowed in JOR, HX or SUR.**

h) Whips - Restricted to 48 inches in length, including the tag. Broken whips are not allowed.

i) Jewellery - For safety reasons players may not wear jewellery or studs, apart from medical jewellery. Members who are contemplating piercing their ears or any other part of their body should be aware that they will not be allowed to participate in any Pony Club mounted activities until such a time as the 'sleepers' can safely be removed. The reason for this is that sleepers have in the past caused injuries following falls. **This rule will be strictly enforced.**

j) Faceguards/Goggles/Gum Shields - The wearing of faceguards or goggles and gum shields are recommended. Gum shields should be properly fitted by a dentist.

k) Body Protectors - may be worn, see Appendix A.

l) Electronic Devices - Headphones, mobile phones etc. enabling another person to communicate with the rider are not allowed whilst the rider is playing. No recording device is permitted.

m) Medical Armbands - are advised if members are not accompanied by a responsible adult, including hacking on roads and are compulsory for Pony Racing and for Endurance rides.

## **EQUIPMENT FOR PONIES**

a) Boots and Bandages - Ponies must be bandaged or wear protective boots on all four legs and tails must be put up. In the event of a bandage coming undone play will be stopped. It is at the discretion of the umpire whether play waits while the bandage is done up securely. Undue delay will not be accepted. It is therefore important that all players have the ability to do up bandages quickly and efficiently.

b) Bridles - Plain black or brown leather bridles only may be used.

c) Blinkers - are not allowed. Nor is any form of noseband or cheeks that obstructs the vision of the pony such as sheepskin.

d) Bits - All bits should fit properly and be suitable for playing polo. Any bits deemed by the Pony Club Polo Committee to be excessively thin in the mouthpiece will not be accepted. All synthetic bits must be black, brown or white. Ponies may not be played in a bitless bridle (hackamore). Any misuse of a bit/bridle will be reported to the DC/Centre Proprietor, Area Representative and Training Chairman. Any reported riders will be recorded and monitored. Any abuse of the pony's mouth will be penalised and the player will not be allowed to play.

e) Studs

- i. Only one recognised polo stud without a hard centre of 1/2 inch (13mm) cubed can be fitted to the outside of each hind shoe within 1 inch (25mm) of the heel. The studs should not be placed at the widest part of the shoe. This is the recommended method.

- ii. Road nails with a hardened tip are allowed on the outside of each hind shoe.
- iii. Ponies found with the incorrect studs will not be allowed to play until the studs are removed.



- f) Standing Martingales - are to be worn by all ponies and must be of leather.
- g) Nosebands - Only one may be worn unless using a standing martingale with a combination, kinton, drop noseband or similar in which case the addition of a cavesson is allowed. Nosebands must be correctly fitted and should not cause discomfort. Nosebands must not incorporate chain or rope, but plaited rawhide is allowed.
- h) Clip on Tack - is not permitted.
- i) Reins - Rope reins are not permitted. Bridge reins are not allowed.
- j) Humane Girths are NOT permitted. A humane girth is described as having non-independent straps that will loosen if one of the straps were to break.
- k) **Stirrups should be of the correct size to suit the rider's boots. They must have 7mm (1/4") clearance on either side of the boot. To find this measurement, tack checkers should move the foot across to one side of the stirrup, with the widest part of the foot on the tread. From the side of the foot to the edge of the stirrup should be 14mm.**

**Note: There are now many types of stirrups marketed as 'safety stirrups'. All riders must ensure that their stirrups are suitable for their type of footwear, the activities in which they take part and that the stirrup leathers are also in good condition.**

**There are no prescribed weight limits on metal stirrups, however with the advent of stirrups of other materials, weight limits are seen to be given by manufacturers. Any person buying these stirrups, should, take particular notice if weight limits are on the box or attached information leaflets.**

**Neither the feet or the stirrup leathers or irons, may be attached to the girth, nor the feet attached to the stirrup irons.**

- l) Incorrectly or badly fitting tack or tack in a dangerous condition is not allowed. Nosebands and curb chains must be properly fitted.
- m) It is the player's responsibility to ensure that their tack and equipment is in accordance with the rules and safe. Players must present themselves for inspection as required.